

KIDS CLUB WINTER PRINTABLES 2018

Print the booklet for extra activities, games and puzzles, or print only the pages you want. Answers to the Printables and Kids Club Newsletter puzzles are on the last page.



Look for my paw print for bonus activities!



- Activity 1 Color by Number
- Activity 2 Snow Globe Activity
- Activity 3 Gift Tags
- Activity 4 Word Find
- Activity 5 Matching Game
- Activity 6 Word Scramble Sugar Cookies
- Activity 7 Sudoku
- Activity 8 Tic Tac Toe



Clarion, Eagle Grove, Fort Dodge,
Humboldt, Jewell, Stanhope, Webster City

www.fsbwc.com




HANDMADE GIFT TAGS

1 Blue 2 Brown 3 Green 4 Orange 5 Pink 6 Purple 7 Red 8 Yellow 9 Black



SNOW GLOBE ACTIVITY

Print the snow globe then draw and color a scene inside. Don't forget the snow!



HANDMADE GIFT TAGS

Decorate and cut out the gift tags. Use a hole punch to punch out the circle. Thread a string through the hole. Tie or tape the tag string to the gift. Don't forget to include the "To" and "From" on each tag!



Word Find

Find the following words hidden down, across, backwards and diagonal:

Calling birds
Christmas
Dancing
Days
Drummers
Drumming

French hens
Geese
Golden rings
Ladies
Laying
Leaping

Lords
Maids
Milking
Partridge
Pear Tree
Pipers

Piping
Song
Swans
Swimming



Print extra copies to share with friends and family!

L F I G E S E E G U B M E Q R T A
O P W N G N P A X N C P I P I N G
R G N I M M I W S E O L S A M E Y
K N J M I D P S A M T S I R H C U
B I H M A N E M O K D D A T H W L
W K E U T L R S P R N I O R B P M
P L A R Q B S O I T L A Y I N G E
E I L D K M E B R O B M W D P R S
A M G R G I G H W Y N H U G W N R
R L A N C N S E I D A L R E E L E
T O P Q I P I R M K E X R H I P M
R A N L K C E P S V R T H O B R M
E Y L M S W N D A I L C S W A Q U
E A U W Z B A A L E N B R D T W R
C T A R H Y M S D E L P E Q R C D
X N O T S G N I R N E D L O G O A
S R W T A L M F W Z C M X T L R L

MATCHING GAME

Put the words and phrases together by matching the letter to the number.

- | | | |
|-----------|----------|----------|
| 1. _____ | snow | A. bite |
| 2. _____ | ear | B. berg |
| 3. _____ | fire | C. flake |
| 4. _____ | Winter | D. Frost |
| 5. _____ | ginger | E. place |
| 6. _____ | frost | F. fight |
| 7. _____ | egg | G. muffs |
| 8. _____ | ice | H. time |
| 9. _____ | Jack | I. bread |
| 10. _____ | snowball | J. nog |

- | | | |
|-----------|-------------|----------------|
| 1. _____ | Silent | A. Tree |
| 2. _____ | Jingle | B. Three Kings |
| 3. _____ | Santa | C. Night |
| 4. _____ | O Christmas | D. the Halls |
| 5. _____ | The First | E. Snow |
| 6. _____ | We | F. the Snowman |
| 7. _____ | Deck | G. Baby |
| 8. _____ | Let it | H. Christmas |
| 9. _____ | White | I. Noel |
| 10. _____ | Frosty | J. Bells |

WORD SCRAMBLE

Unscramble the words to complete the recipes for yummy frosted sugar cookies!

Ingredients:

For the Cookies:

1 ½ cups _____, softened

2 cups _____

4 _____

1 ½ teaspoons _____, _____, _____, or

5 cups _____, plus more for rolling

2 teaspoons _____

1 teaspoon _____

tlansdue tbrute

algunrteda rsgau

gesg

Invalai, mdnlao, mpeiprtpne, or
tenouoc txcraet

lal ourrpep rfulo

kgnbai orwpde

tlsa

For the Frosting:

2 cups _____

2-4 Tablespoons _____

1 Tablespoon _____

1 teaspoon _____, _____, _____, or

edrwpedeo ursga

ilmk

yhneo

anvlali, onlmda, rpmepnpite, or
unctooc rtextca

dfoo lcrognoi

Directions:

Using a mixer, cream together butter and sugar. Mix in eggs and extract until well combined.

In a separate bowl, whisk together remainder of cookie ingredients. Add dry ingredients to wet in batches until combined.

Divide dough into quarters, form into discs, and wrap in plastic wrap and chill for at least 2 hours.

Preheat oven to 400 degrees.

Remove one disc from fridge and roll out on floured surface until dough is 1/8" to 1/4" thick.

Cut with cookie cutter and bake on an ungreased cookie sheet for 6-8 minutes, watching closely. Cookies are done when bottoms are just barely golden brown. Let cool completely on wire racks before frosting. Make sure cookie sheets are cool to touch before placing more cookie dough on them.

For frosting, combine sugar, 2 tablespoons milk, and honey, adding more milk until frosting reaches desired consistency. For piping and spreading, you're looking for a thicker frosting (like cake frosting), for dipping cookies, you'll want something a little bit thinner. Add food coloring of your choice.

Pipe, spread or dip onto cookies. Will dry to a soft frosting with a glossy coating. If you'd like to use sprinkles, apply them before the frosting dries.

SUDOKU

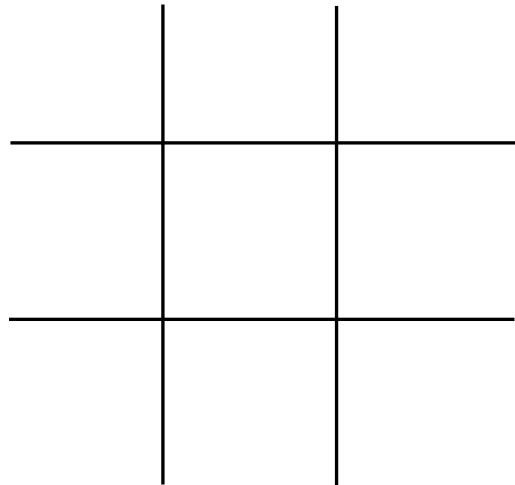
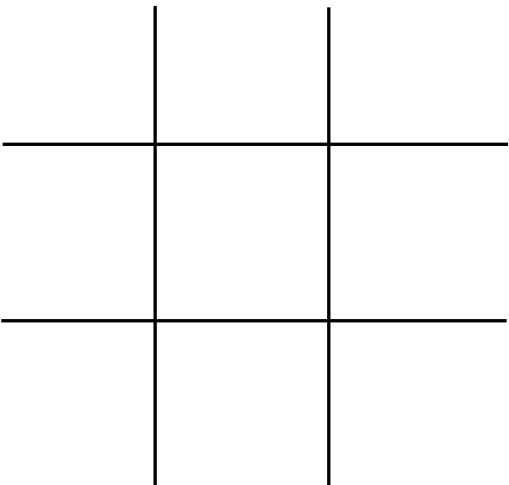
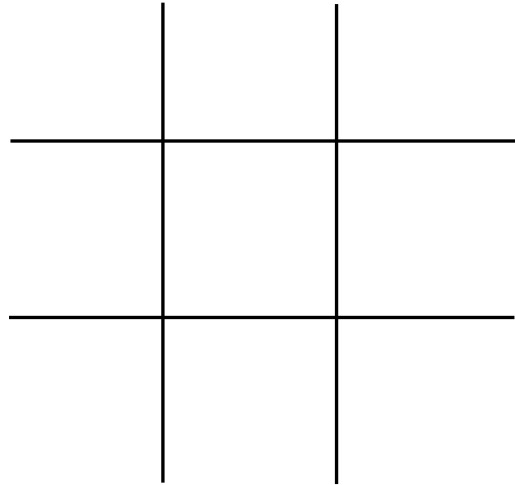
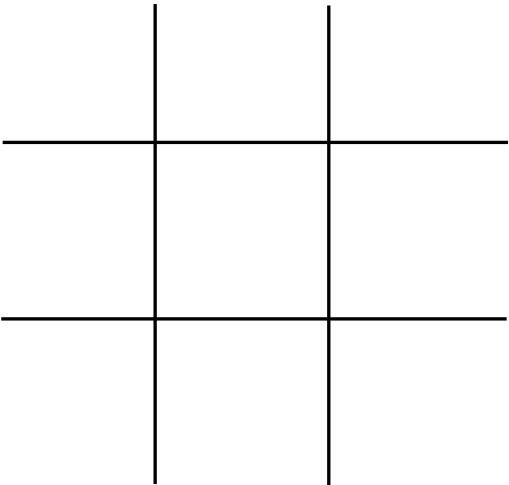
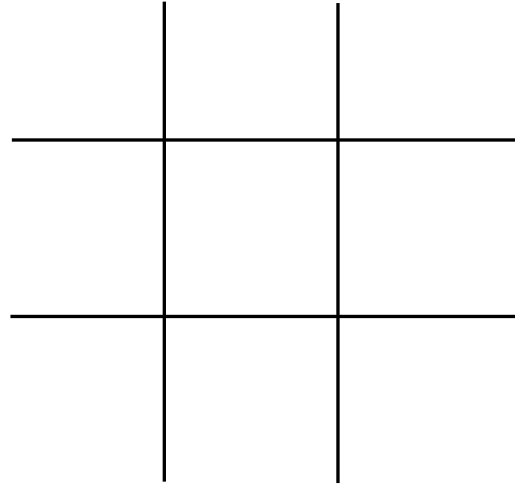
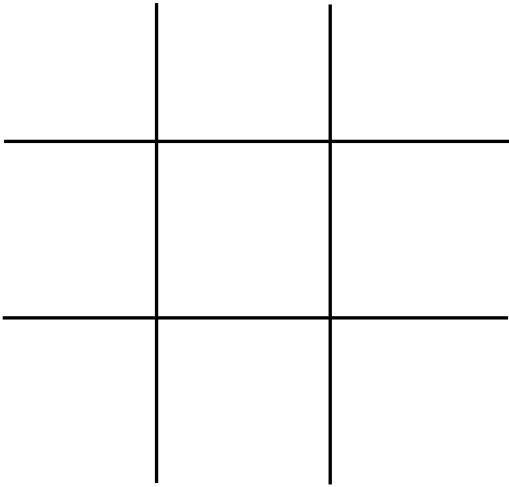
Fill in the blank squares with the correct number 1-9. Every row, column, and sub-section must contain the number 1-9 and each number can only be used once in those areas.

7	9	8		5	6			1
		5	2	4		3	9	7
4	3	2	9		7		8	
	1	6		7	2	8		
2	8			9		7	6	4
	4	7	6	8	3			5
3	2		5	6			7	8
6	7	1		3	4	9	5	2
		9	7		1		4	3

3	6	7	4		1	9	5	
	9		7		2			3
2		4		5		6	8	
	4	2	5			7	3	
1	3			9				8
	5	8		4	6	2	9	1
4	7		1	2	5		6	
		9	8	3		1	7	
5	8	1		7			2	4

TIC TAC TOE

Instructions: Two players, one using the symbol X the other using O, take turns putting their symbol in one square in the 3x3 grid. The first player to have three symbols in a row going horizontally, vertically or diagonally wins.



Puzzle Answers

Activity 4

Word Find

		G	E	S	E	E	G													
		N			P			N		P	I	P	I	N	G					
	G	N	I	M	M	I	W	S		O			A							
	N		M			P	S	A	M	T	S	I	R	H	C					
	I		M			E				D	D		T							
	K		U			R			R		I		R							
P	L		R			S			I		L	A	Y	I	N	G				
E	I		D					B					M		D				S	
A	M	G		G	G										G		N	R		
R			N		N	S	E	I	D	A	L		E	E		E				
T				I	I										H				M	
R			L		C		P						H						M	
E		L		S		N	D	A			C	S							U	
E	A		W		A	A		E	N				D						R	
C		A			Y			D	E	L					R				D	
	N			S	G	N	I	R	N	E	D	L	O	G	O					
S							F													L

Activity 5

Matching Game

- 1-C, 2-G, 3-E, 4-H, 5-I, 6-A, 7-J, 8-B, 9-D, 10-F
- 1-C, 2-J, 3-G, 4-A, 5-I, 6-B, 7-D, 8-E, 9-H, 10-F

Activity 6

Word Scramble

Unsalted butter
granulated sugar
eggs

Vanilla, almond, peppermint, or coconut extract
all purpose flour
salt

powdered sugar
milk

honey
vanilla, almond, peppermint or coconut extract
food coloring

Activity 7

Sudoku

7	9	8	3	5	6	4	2	1
1	6	5	2	4	8	3	9	7
4	3	2	9	1	7	5	8	6
5	1	6	4	7	2	8	3	9
2	8	3	1	9	5	7	6	4
9	4	7	6	8	3	2	1	5
3	2	4	5	6	9	1	7	8
6	7	1	8	3	4	9	5	2
8	5	9	7	2	1	6	4	3

3	6	7	4	8	1	9	5	2
8	9	5	7	6	2	4	1	3
2	1	4	9	5	3	6	8	7
9	4	2	5	1	8	7	3	6
1	3	6	2	9	7	5	4	8
7	5	8	3	4	6	2	9	1
4	7	3	1	2	5	8	6	9
6	2	9	8	3	4	1	7	5
5	8	1	6	7	9	3	2	4

Check back next quarter for new games and activities when you receive your Kids Club Newsletter!

From the Kids Club winter Newsletter



N	O	S	A	E	S			
	E	E	R	T				E
			H				K	N
		G		C		A		A
	I		H		L			C
L		E		F				Y
	E		W	R	S			D
R		O		L	A			N
	N		L			T		A
S		E					S	C
	B		J	O	L	L	Y	

WORD SCRAMBLE

1. SNOW
2. GINGERBREAD HOUSE
3. SLEDDING
4. WINTER BREAK
5. SNOWBALL FIGHT